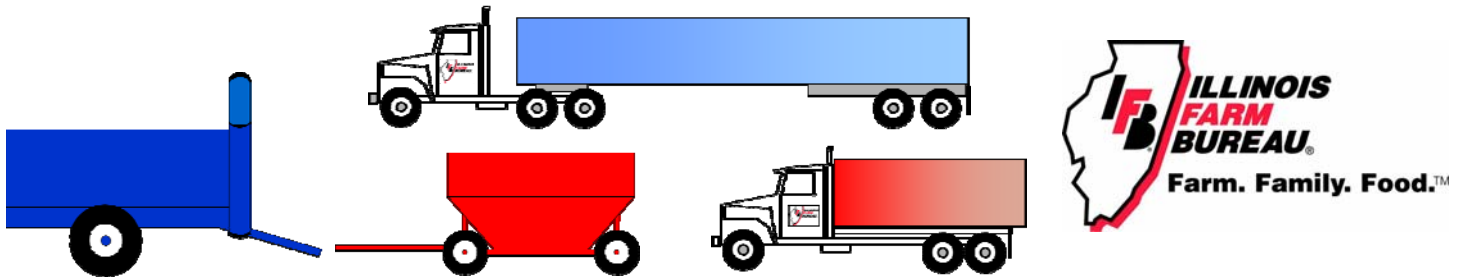


SIZE & WEIGHT LIMITS

FOR ILLINOIS FARMERS



All roads in Illinois have standardized weight limits based on what is called the Federal Bridge Formula. That formula establishes both a gross weight limit and an axle weight limit for roads and bridges. The formula varies the allowable gross weight based on axle spacing. But allowable weights can also be influenced by reduced weight limit postings, license plate limits, manufacturers' weight ratings of equipment, and more. Allowable dimensions of vehicles, too, are generally restricted and must be heeded when on public roads.

Size & Weight Limits [\[625 ILCS 5/15-111\]](#)

- The allowable width, height and weight of trucks and trailers operating in Illinois is based on uniform standards, but can vary by road system if restrictions are posted. Allowable lengths vary.
- **Federal bridge formula** allows 20,000# per single axle, 34,000# per tandem axle, and 80,000# maximum gross vehicle weight (GVW.)
- The **number** of axles and their **spacing** determines the allowable gross weight.
- **Width** limit is 102 inches on all roads unless a narrower restriction is posted.
- **Length (semi)**
 - ◆ Class I & II routes: overall unlimited; trailer 53'
 - ◆ Other State Highways: overall 65'; trailer 53'
 - ◆ Local Class III routes: overall 65'; trailer 53'
 - ◆ Other Local Roads: overall 55'; length of trailer not specified. (See "Access")
- A **tandem axle** is defined as any two or more single axles whose centers are more than 40 inches and not more than 96 inches apart (*on-centers.*)
- The **registered** (*licensed*) weight of the vehicle also imposes an enforceable weight restriction.

For information on the allowable dimension and weight of trucks and trailers operating on state and local roads in Illinois check the IDOT website at

<http://www.dot.state.il.us/road/bt753.pdf>

License Plates

Single trucks must be registered (*licensed*) to cover the gross weight of vehicle and its load.

When trucks and trailers are used in combination, it is not necessary to have the license plate on each vehicle cover

the weight carried by that individual vehicle. Illinois' "marriage of licenses" provision means that when two licensed vehicles are used in combination, the sum of their licensed weights must meet or exceed the sum of their gross weights.

Designated Routes

There are three classes of designated routes:

- **Class I** – Interstate-type routes, allows some vehicles longer than on Class II routes;
- **Class II** – Generally, major state highways, allows some vehicles longer than on Class III or on non-designated routes;
- **Class III** – [Local roads only] Allows longer combination vehicles than otherwise allowed.

The "Class III" designation is no longer used on State routes, but local jurisdictions may choose to. For that local designation to be effective, signs must be posted showing the route to be Class II or Class III.

Access [\[625 ILCS 5/15-111\]](#)

Technically, Illinois still has three forms of truck access, however only two of them are effective:

- The heavy-truck 5-mile access provision in Illinois law (*allowing Federal Bridge formula weights*) is no longer relevant. [\[625 ILCS 5/15-111\(f-2\)\]](#)
- The state law granting farmers and others a 5-mile access onto local roads with longer trucks is still applicable and helpful. [\[625 ILCS 5/15-111\(f-1\)\]](#)
- All vehicles are afforded a 1-mile access for length from interstate-style routes onto any road (unless otherwise posted.) [\[625 ILCS 5/15-111\(f-1\)\]](#)

Scale Program

- The Illinois State Police and IDOT jointly operate semi-portable scales among 21 state police districts.
- Many state troopers carry portable (“pancake” or “wheel load weigher”) scales in their squad cars.
- There are approximately 32 [permanent scale sites](#) operated by the State of Illinois.
- An IDOT team is generally assigned to a state police district for five days per week and assists officers by setting up the scale. The officer-in-charge determines a scale's location, and the police enforce weight regulations, not IDOT staff.
- IDOT's portable and semi-portable scales are re-calibrated by IDOA two times each year – twice as often as required of commercial scales.

Tolerance [\[625 ILCS 5/15-112\(e\)\]](#)

- State law provides a “tolerance” for vehicle overweight to accommodate uncertainties in loading.
- Vehicles registered for **73,280# or less** are allowed a 2,000# tolerance for axle weight and a 2,000# tolerance for gross weight.
- Vehicles registered for **more than 73,280#** are allowed a 2,000# tolerance for axle weight but only 1,000# for gross weight. The gross weight tolerance jumps to 2,000# when weighed on portable scales.
- Tolerance does **not** apply to the registered (*licensed*) weight of the vehicle.
- If overweight but within the tolerance, the vehicle must be parked so the weight can be shifted or removed. Once within legal limits, the vehicle will be allowed to proceed and no overweight ticket will be issued.

Drivers' Rights

- A police officer checking a truck's weight may direct the driver to the nearest available scale certified by the Illinois Department of Agriculture. [\[625 ILCS 5/15-112\]](#)
- State Police generally favor using state-owned scales. The driver may request, but not demand, an alternate location.
- Portable and semi-portable scales should be placed in a location that does not present a traffic hazard and that is relatively level and firm. Up to a 3% grade is generally within the scale's tolerance but in no case should the vehicle roll due to the slope of the scale.
- The vehicle's brakes should not be applied and no on-board mixing equipment should be operating while being weighed.
- Accumulations of mud, snow and ice generally may be removed from the outside of the vehicle before it is weighed, but not once on the scale.

Fines [\[625 ILCS 5/15-113\]](#)

- When police issue an overweight citation, the driver generally will not be allowed to move the vehicle until bond is posted in the amount of the fine (perishable loads may be excepted.)
- The circuit clerk in each county usually determines the form of acceptable bond. Most accept some form of certified check or money order, but not all accept personal checks or even cash.
- Generally, fines start at about \$70 per 500# overweight for lesser violations and incrementally increase. For overweight violations of 5,001# or more, the fine is \$1,500 plus \$150 for each additional 500# or portion thereof.
 - These fines are double what they were prior to 2010.

As a tradeoff for 80,000#, overweight fines have doubled.

Permits [\[625 ILCS 5/15-301\]](#)

- All permits for overweight or over-dimension should be obtained in writing.
 - Each road jurisdiction issues its own permits – no jurisdiction may issue permits for another without prior intergovernmental agreement.
- Over-weight permits for gross weights are generally available only for “non-divisible” loads, (*i.e.: large equipment or construction components than cannot readily be disassembled.*) State law generally does not allow road officials to issue permits for “divisible” loads such as grain or livestock.
- Over-weight axle permits are available to farmers operating trucks hauling grain, livestock, fruits and vegetables, or ensilage. This allows the axle(s) to exceed standard weight limits by:
 - ◆ 2-axle truck = 35%
 - ◆ 3-axle truck = 20%
 - ◆ 4-axle truck = 20%
 - ◆ 5-axle truck = 10%

It does **not** allow additional **gross** weight and it does **not** allow weights in excess of the registered (*licensed*) weight. This permit is not available for Interstate highways. [\[625 ILCS 5/15-301\(e\)\]](#)

The State's permit form for hauling ag products is available at: <http://www.dot.state.il.us/forms/oper757.pdf>. All over-size/over-weight permits from IDOT must be applied for electronically.

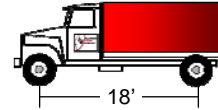
Each local jurisdiction will supply its' own form. A sample form for townships' Axle Overweight Permit is available on the *Township Officials of Illinois* website at: <http://www.toi.org/Resources/Download-Center.aspx>
Not all townships will use this form—check locally.

Federal Bridge Formula in Illinois

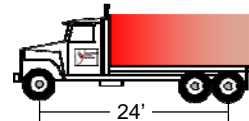
Distance Between Axles ^①	Maximum load in pounds carried on any group of 2 or more consecutive axles					
	Feet	2 axles	3 axles	4 axles	5 axles	6 axles
4		34,000				
5		34,000				
6		34,000				
7		34,000				
8		38,000 ^④	42,000			
9		39,000	42,500			
10		40,000	43,500			
11			44,000			
12			45,000	50,000		
13			45,500	50,500		
14			46,500	51,500		
15			47,000	52,000		
16			48,000	52,500	58,000	
17			48,500	53,500	58,500	
18			49,500	54,000	59,000	
19			50,000	54,500	60,000	
20			51,000	55,500	60,500	66,000
21			51,500	56,000	61,000	66,500
22			52,500	56,500	61,500	67,000
23			53,000	57,500	62,500	68,000
24			54,000	58,000	63,000	68,500
25			54,500	58,500	63,500	69,000
26			55,500	59,500	64,000	69,500
27			56,000	60,000	65,000	70,000
28			57,000	60,500	65,500	71,000
29			57,500	61,500	66,000	71,500
30			58,500	62,000	66,500	72,000
31			59,000	62,500	67,500	72,500
32			60,000	63,500	68,000	73,000
33			64,000	68,500	74,000	74,000
34			64,500	69,000	74,500	74,500
35			65,500	70,000	75,000	75,000
36			Exception ^③	66,000	70,500	75,500
37				66,500	71,000	76,000
38				67,500	72,000	77,000
39				68,000	72,500	77,500
40				68,500	73,000	78,000
41			69,500	73,500	78,500	
42			70,000	74,000	79,000	
43			70,500	75,000	80,000	
44			71,500	75,500		
45			72,000	76,000		
46			72,500	76,500		
47			73,500	77,500		
48			74,000	78,000		
49			74,500	78,500		
50			75,500	79,000		
51			76,000	80,000		
52			76,500			
53			77,500			
54			78,000			
55			78,500			
56			79,500			
57			80,000			

Maximum loading for typical vehicles

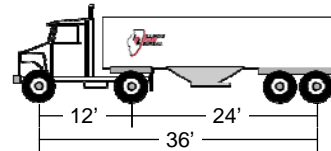
Vehicle or Combination Maximum Weight — Pounds



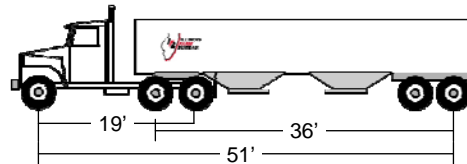
Axle 1 20,000
 Axle 2 20,000
 Axles 1, 2 40,000



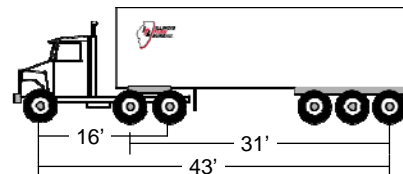
Axle 1 20,000
 Axles 2, 3 34,000
 Axles 1, 2, 3 54,000



Axle 1 20,000
 Axles 2 20,000
 Axles 3, 4 34,000
 Axles 1, 2 40,000
 Axles 2, 3, 4 54,000
 Axles 1, 2, 3, 4 66,000



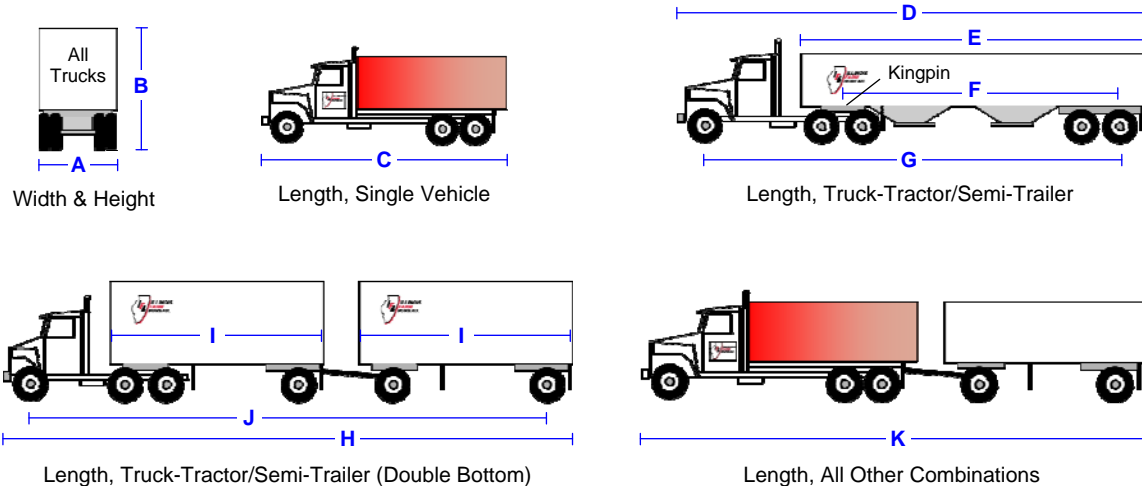
Axle 1 20,000
 Axles 2, 3 34,000
 Axles 4, 5 34,000
 Axles 1, 2, 3 50,000
 Axles 2, 3, 4, 5 68,000
 Axles 1, 2, 3, 4, 5 80,000



Axle 1 20,000
 Axles 2, 3 34,000
 Axles 4, 5, 6 42,500
 Axles 1, 2, 3 48,000
 Axles 2, 3, 4, 5, 6 67,500
 Axles 1, 2, 3, 4, 5, 6 80,000

- ① Measured to the nearest foot between the extremes of any group of two or more consecutive axles.
- ② Gross weights for 5 and 6 axles applicable only to a combination of vehicles.
- ③ Two consecutive sets of tandems may carry 34,000 pounds each providing the overall distance between the first and last axles of such consecutive sets of tandems is 36 feet or more.
- ④ If the distance between 2 axles is 96 inches or less, the 2 axles are tandem axles and the maximum total weight may not exceed 34,000 pounds, notwithstanding the higher limit resulting from the application of the formula.
- ⑤ If the distance between the centers of the first and third axles is a group of consecutive axles does not exceed 96 inches, the group is a tandem.
- ⑥ Maximum single axle 20,000 pounds; maximum tandem 34,000 pounds.
- ⑦ Combinations of vehicles designated as special haul vehicles which include a semitrailer manufactured prior to the model year 2004 and first registered in Illinois prior to January 1, 2005 having five axles with a distance of 42 feet or less between extremes may have a gross weight of 72,000 pounds provided the weight shall not exceed 18,000 pounds on a single axle of 32,000 pounds on a tandem. For such combinations manufactured subsequent to September 9, 1986, the minimum distance between the first and last axles of the two sets of tandems must be 18 feet 6 inches or more.

Maximum legal dimensions of motor vehicles



Single Axle
Maximum Weight
20,000#

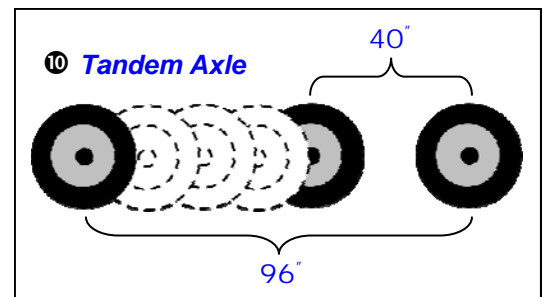
Tandem Axle
Maximum Weight
34,000#

Type of Highway or Street	Maximum Legal Dimensions										
	A	B	C	D	E	F	G	H	I	J	K
Class I	8'-6"	13'-6"	42'	N.S.	53'	45'-6" ⁹	N.S.	N.S.	28'-6"	N.S.	60'
Class II	8'-6"	13'-6"	42'	N.S.	53'	45'-6"	N.S.	N.S.	28'-6"	65'	60'
Other State Highways	8'-6"	13'-6"	42'	65' ⁸	53'	42'-6"	55' ⁸	60'	N.S.	N.S.	60'
Class III	8'-6"	13'-6"	42'	65' ⁸	53'	42'-6"	55' ⁸	60'	N.S.	N.S.	60'
Other Local Roads & Streets	8'-6"	13'-6"	42'	55'	N.S.	N.S.	N.S.	60'	N.S.	N.S.	60'

- ⁸ 65 feet overall (bumper-to-bumper) and/or 55 feet from center of front axle to center of rear axle.
- ⁹ Applies on semi-trailers longer than 48 feet.
- ¹⁰ Tandem is defined as any 2 or more single axles whose centers are more than 40 inches and not more than 96 inches apart, measured to the nearest inch between extreme axles.

A pdf version of this document is available with hyperlinks at the iffb web address.

This document prepared and provided by:
ILLINOIS FARM BUREAU
www.ilfb.org



Farm Equipment

Implements of husbandry generally enjoy an exemption from most weight limits in Illinois. However, farm wagons are limited to 36,000 pounds GVW. There is no weight restriction on axles and it matters not how many axles the wagon has—the gross weight limit remains at 36,000 pounds.

Farm wagons are limited to a maximum GVW of **36,000#**

That 36,000 pound GVW restriction also applies to: fertilizer buggies, sprayers, auger wagons, liquid manure wagons, liquid fertilizer carts, NH₃ nurse tanks (also limited to 3,000 gallons capacity), water wagons, and virtually any other cargo-type farm implement.

More Information

- Illinois Farm Bureau® [General Info]
309-557-3274
<http://www.ilfb.org>
- Illinois State Police [Enforcement]
217-782-6267
<http://www.isp.state.il.us/>
- Illinois Department of Transportation [Weights, Permits & Routes]
217-782-6271
<http://www.dot.state.il.us/tpublic.html#Truckers>
- Secretary of State [License Plates]
217-785-1801
<http://www.cyberdriveillinois.com/publications/>