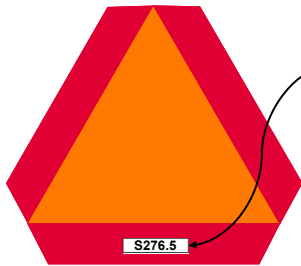


# SMV EMBLEM

FOR ILLINOIS FARMERS



Look for the label on the lower face of the emblem indicating compliance with S276.5 (or higher.)

## S276.5



Implements of husbandry are required to display a Slow-Moving Vehicle (SMV) Emblem to the rear at any time they are operated on a public road—day or night. Since 2004, all SMV emblems in use in the State of Illinois have had to meet or exceed the specifications and mounting requirements established by the American Society of Agricultural & Biological Engineers (ASABE) in standard S276.5.

### Proper Use

The Illinois Vehicle Code requires that certain vehicle types display the SMV emblem when operated on public roads—day and night. It is NOT contingent on the speed of the vehicle. Vehicle types affected are:

- Implements of husbandry (*farm equipment*)
- Animal-drawn vehicles
- Special mobile equipment
- Neighborhood vehicles (*on-street golf carts*)

Any use of the SMV emblem other than for these vehicle types is prohibited by Illinois law.

*(See back for more on misuse of the emblem.)*

### Maintenance

**Keep it clean!** It's the simplest thing you can do to ensure you're seen when out on the road.

**Replace faded reflectors.** The design standards that specify reflectivity of the SMV emblem are encoded in Illinois law. That means that old, faded emblems no longer meet legal requirements and should be replaced.

Just compare the old emblem to a new one, both in daylight and at night. If there's a noticeable difference in reflectivity, replace the old one. The new materials can last 8 to 10 years, but fade faster if stored outdoors and constantly exposed to sunlight.


### Mounting the SMV Emblem

ASABE standards spell out how the SMV emblem is to be positioned on farm equipment:

- As near to the rear and centered, or as near to the left of center of the equipment as practical.
- From 2' to 10' above the pavement (measured to the lower edge of the emblem)
- Perpendicular to the direction of travel
- Visible to the rear
- Point of the triangle upward
- Securely and rigidly affixed to the equipment. (Moveable emblems may be mounted with socket and bracket.)

An SMV emblem must be displayed on the back of the trailing implement if:

- The SMV emblem on the tractor is obscured by the implement being towed, or;
- The implement being towed is more than 16 feet long from the point of hitch.



*Slow-Moving Vehicle (SMV) emblem, centered, and from 2 to 10 feet above the pavement.*

**The SMV emblem is specifically designed for slow-moving vehicles**  
By law, use of the SMV emblem is required on, and limited to:

- Implements of husbandry (farm equipment)
- Special mobile equipment
- Animal-draw vehicles, and
- Neighborhood vehicles (on-street golf carts)

"A slow-moving vehicle emblem may not be displayed in public view of a highway on an object other than a vehicle . . ." (as listed above.)

Improper use distorts the true meaning of this internationally-recognized traffic symbol. It's unique triangular shape and red/orange color combination was scientifically engineered to give motorists advance warning that the vehicle they are approaching is slow-moving. That's why Illinois law prohibits its use on stationary objects and other vehicle types.

#### **Penalty for improper use**


Misuse of an SMV emblem is a petty offense subject to a \$75 fine.

#### **For safety sake**

Please help Illinois farm families and the motoring public stay safe by avoiding misuse of the SMV emblem and preserving its true meaning.

#### **References**

- IL Statutes: [625 ILCS 5/12-709](#)  
[625 ILCS 5/1-130](#)  
[625 ILCS 5/1-191](#)  
[625 ILCS 5/11-1426.1](#)
- IL Admin. Code: [Title 92, Part 564](#)



*Thank you!*

**Are Your  
SMV Emblems  
Used Properly?**

**Please don't use the  
Slow-Moving Vehicle  
(SMV) emblem to mark  
driveways, mailboxes, or  
other fixed objects.**



- ASAE at: <http://www.asabe.org>
- IL Farm Bureau®: <http://www.ilfb.org>

#### **Contacts for More Information**

##### **Illinois Farm Bureau®**

Kevin B. Rund  
Senior Director of Local Government  
PO Box 2901  
Bloomington, IL 61701  
[rund@iffb.org](mailto:rund@iffb.org)

Kirby Wagner  
Assistant Director of Transportation &  
Local Government  
305-557-3662  
[kwagner@iffb.org](mailto:kwagner@iffb.org)

##### **University of Illinois Extension**

— 217-333-9417  
[http://age-web.age.uiuc.edu/  
agsafety/contact.html](http://age-web.age.uiuc.edu/agsafety/contact.html)

**Illinois State Police, Commercial Vehicle  
Enforcement Section — 217-785-6267**

**American Society of Agricultural &  
Biological Engineers — 2950 Niles Road,  
St. Joseph, MI 49085 — (269) 429-0300**  
<http://www.asabe.org>

Compiled by

