

SIZE AND WEIGHT LIMITS

All roads in Illinois have standardized weight limits based on what is called the Federal Bridge Formula. That formula establishes both a gross weight limit and an axle weight limit for roads and bridges. The formula varies the allowable gross weight based on axle spacing. But allowable weights can also be influenced by reduced weight limit postings, license plate limits, manufacturers' weight ratings of equipment, and more. Allowable dimensions of vehicles, too, are generally restricted and must be heeded when on public roads.

SIZE AND WEIGHT LIMITS [625 ILCS 5/15-111]

1. The allowable width, height, and weight of trucks and trailers operating in Illinois is based on uniform standards but can vary by road system if restrictions are posted. Allowable lengths vary.
2. **Federal bridge formula** allows 20,000 pounds per single axle, 34,000 pounds per tandem axle, and 80,000 pounds maximum Gross Vehicle Weight (GVW).
3. The **number** of axels and their **spacing** determines the allowable gross weight.
4. **Width** limit is 102 inches on all roads unless a narrower restriction is posted.
5. **Length (semi)**
 - a. Class I routes: overall unlimited; trailer 53'.
 - b. Class II: overall 65'; trailer 53'.
 - c. Other Local Roads: overall 65'; trailer 53'.
6. A **tandem axel** is defined as any two or more single axles whose centers are more than 40 inches and not more than 96 inches apart (on-centers).
7. The **registered** (licensed) weight of the vehicle also imposes an enforceable weight restriction.

For information on the allowable dimension and weight of trucks and trailers operating on state and local roads in Illinois, check the IDOT website at <https://idot.illinois.gov/Assets/uploads/files/Doing-Business/Laws-&-Rules/Highways/Size%20and%20Weight%20Bklt%202020%20online.pdf>.

LICENSE PLATES

Single trucks must be registered (licensed) to cover the gross weight of vehicle and its load.

When trucks and trailers are used in combination, it is not necessary to have the license plate on each vehicle cover the weight carried by that individual vehicle. Illinois' "marriage of licenses" provision means that when two licensed vehicles are used in combination, the sum of their licensed weights must meet or exceed the sum of their gross weights. [625 ILCS 5/3-401(c-1)(3)].

DESIGNATED ROUTES

There are three classes of routes:

1. **Class I** – Interstates, expressways, tollways, and others deemed by the department.
2. **Class II** – State highways and designated local roads.
3. **Non-Designated Highways** – State highways not designated I or II and local highways not designated Class II.

SCALE PROGRAM

1. The Illinois State Police and IDOT jointly operate semi-portable scales among 21 state police districts.
2. Many state troopers carry portable ("pancake" or "wheel load weigher") scales in their squad cars.
3. There are approximately 32 permanent scale sites operated by the State of Illinois.
4. An IDOT team is generally assigned to a state police district for five days per week and assists officers by setting up the scale. The officer-in-charge determines a scale's location, and the police enforce weight regulations, not IDOT staff.
5. IDOT's portable and semi-portable scales are recalibrated by IDOA two times each year – twice as often as required of commercial scales.
6. State law provides a "tolerance" for vehicle overweight to accommodate uncertainties in loading.
7. Vehicles registered for 73,280 pounds or less are allowed 2,000 pounds tolerance for axle weight and 2,000 pounds tolerance for gross weight.
8. Vehicles registered for more than 73,280 pounds are allowed 2,000 pounds tolerance for axle weight but only 1,000 pounds for gross weight. The gross weight tolerance jumps to 2,000 pounds when weighed on portable scales.
9. Tolerance does not apply to the registered (licensed) weight of the vehicle.
10. If overweight but within the tolerance, the vehicle must be parked so the weight can be shifted or removed. Once within legal limits, the vehicle will be allowed to proceed, and no overweight ticket will be issued.

DRIVER'S RIGHTS

1. A police officer checking a truck's weight may direct the driver to the nearest available scale certified by the Illinois Department of Agriculture. [625 ILCS 5/15-112]
2. State Police generally favor using state-owned scales. The driver may request, but not demand, an alternate location.

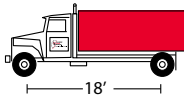
- Portable and semi-portable scales should be placed in a location that does not present a traffic hazard and that is relatively level and firm. Up to a 3% grade is generally within the scale's tolerance but in no case should the vehicle roll due to the slope of the scale.
- The vehicle's brakes should not be applied, and no on-board mixing equipment should be operating while being weighed.
- Accumulations of mud, snow and ice generally may be removed from the outside of the vehicle before it is weighed, but not once on the scale.

FINES [625 ILCS 5/15-113]

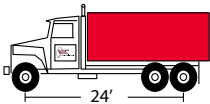
- When police issue an overweight citation, the driver generally will not be allowed to move the vehicle until bond is posted in the amount of the fine (perishable loads may be excepted).
- The circuit clerk in each county usually determines the form of acceptable bond. Most accept some form of certified check or money order, but not all accept personal checks or even cash.
- Generally, fines start at about \$70 per 500 pounds overweight for lesser violations and incrementally increase. For overweight violations of 5,001 pounds or more, the fine is \$1,500 plus \$150 for each additional 500 pounds or portion thereof.

FARM EQUIPMENT

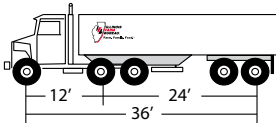
Implements of husbandry generally enjoy an exemption



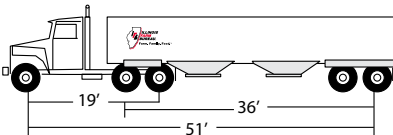
Axle 1	20,000
Axle 2	20,000
Axle 1,2	40,000



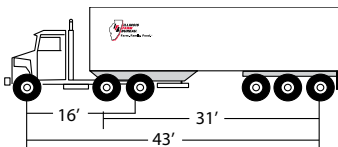
Axle 1	20,000
Axle 2,3	34,000
Axle 1,2,3	54,000



Axle 1	20,000
Axle 2	20,000
Axle 3,4	34,000
Axles 1,2	40,000
Axles 2,3,4	54,000
Axles 1,2,3,4	66,000



Axle 1	20,000
Axle 2,3	34,000
Axle 4,5	34,000
Axles 1,2,3	50,000
Axles 2,3,4,5	68,000
Axles 1,2,3,4,5	80,000

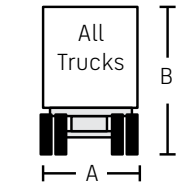


Axle 1	20,000
Axle 2,3	34,000
Axle 4,5,6	42,500
Axles 1,2,3	48,000
Axles 2,3,4,5,6	67,500
Axles 1,2,3,4,5,6	80,000

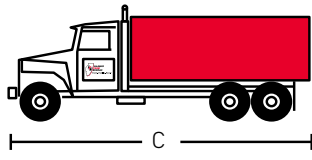
MAXIMUM LOAD IN POUNDS CARRIED ON ANY GROUP OF 2 OR MORE CONSECUTIVE AXLES

FEET	2 AXLES	3 AXLES	4 AXLES	5 AXLES	6 AXLES
4	34,000				
5	34,000				
6	34,000				
7	34,000				
8	38,000	42,000			
9	39,000	42,500			
10	40,000	43,500			
11		44,000			
12		45,000	50,000		
13		45,500	50,500		
14		46,500	51,500		
15		47,000	52,000		
16		48,000	52,500	58,000	
17		48,500	53,500	58,500	
18		49,500	54,000	59,000	
19		50,000	54,500	60,000	
20		51,000	55,500	60,500	66,000
21		51,500	56,000	61,000	66,500
22		52,500	56,500	61,500	67,000
23		53,000	57,500	62,500	68,000
24		54,000	58,000	63,000	68,500
25		54,500	58,500	63,500	69,000
26		55,500	59,500	64,000	69,500
27		56,000	60,000	65,000	70,000
28		57,000	60,500	65,500	71,000
29		57,500	61,500	66,000	71,500
30		58,500	62,000	66,500	72,000
31		59,000	62,500	67,500	72,500
32		60,000	63,500	68,000	73,000
33			64,000	68,500	74,000
34			64,500	69,000	74,500
35			65,500	70,000	75,000
36			66,000	70,500	75,500
37			66,500	71,000	76,000
38			67,500	72,000	77,000
39			68,000	72,500	77,500
40			68,500	73,000	78,000
41			69,500	73,500	78,500
42			70,000	74,000	79,000
43			70,500	75,000	80,000
44			71,500	75,500	
45			72,000	76,000	
46			72,500	76,500	
47			73,500	77,500	
48			74,000	78,000	
49			74,500	78,500	
50			75,500	79,000	
51			76,000	80,000	
52			76,500		
53			77,500		
54			78,000		
55			78,500		
56			79,500		
57			80,000		

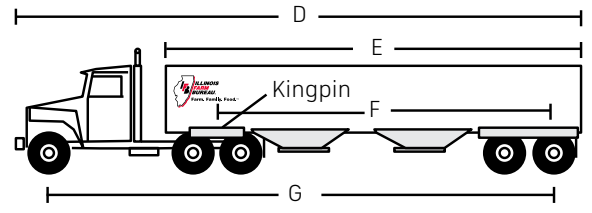
MAXIMUM LEGAL DIMENSIONS OF MOTOR VEHICLES



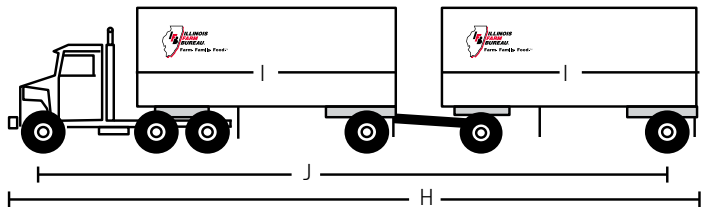
Width & Height



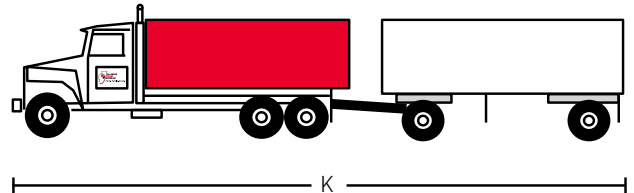
Length, Single Vehicle



Length, Truck-Tractor/Semi-Trailer

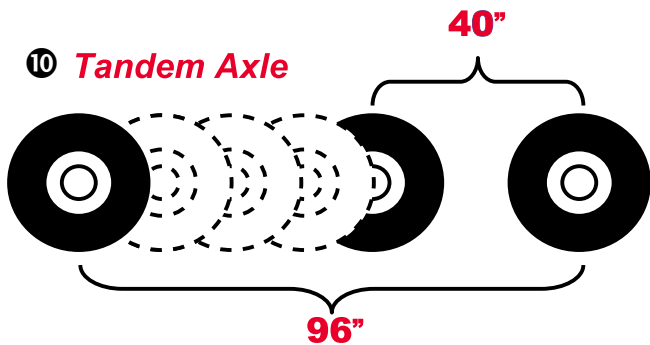


Length, Truck-Tractor/Semi-Trailer (Double Bottom)



Length, All Other Combinations

TYPE OF HIGHWAY OR STREET	MAXIMUM LEGAL DIMENSIONS										
	A	B	C	D	E	F	G	H	I	J	K
Class I	8'-6"	13'-6"	42'	N.S.	53'	⁽⁹⁾ 45'-6" ₍₁₁₎	N.S.	N.S.	28'-6"	N.S.	60'
Class II	8'-6"	13'-6"	42'	N.S.	53'	⁽⁹⁾ 45'-6" ₍₁₁₎	N.S.	N.S.	28'-6"	65'	60'
Non-designated	8'-6"	13'-6"	42'	⁽⁸⁾ 65'	N.S.	⁽⁹⁾ 42'-6" ₍₁₁₎	N.S.	60'	N.S.	N.S.	60'



(8) 65 feet overall (bumper-to-bumper) and/or 55 feet from center of front axle to center of rear axle.

(9) Applies on semi-trailers longer than 48 feet.

(10) Tandem is defined as any 2 or more single axles whose

centers are more than 40 inches and not more than 96 inches apart, measured to the nearest inch between extreme axles.

(11) Does not apply to trailers and semi-trailers used for transportation of livestock defined by section 18b-101.

from most weight limits in Illinois; however, farm wagons are limited to 36,000 pounds GVW. There is no weight restriction on axles, and it does not matter how many axles the wagon has – the GVW limit remains at 36,000 pounds.

That 36,000-pound GVW restriction also applies to fertilizer buggies, sprayers, auger wagons, liquid manure wagons, liquid fertilizer carts, NH, nurse tanks (also limited to 3,000 gallons capacity), water wagons, and virtually any other cargo-type farm equipment.